



Name _____ Class _____ Date _____

1 $\frac{29}{100} =$

A 29
B 0.29
C 0.029
D 2.9

2 $\frac{7}{10} =$

A 7
B .007
C 0.07
D 0.7

3 $\frac{9}{10} = 0.9$

A true

TRUE

4 $\frac{38}{100} = 3.8$

A true

true **false**



PREVIEW

7 Please [Sign In](#) or [Sign Up](#) to download the printable version of this worksheet

9 $\frac{7}{100} =$

A 0.007
B 7
C -0.7
D 0.07


10 $\frac{4}{100} = 0.4$

A true
B false

True or false?

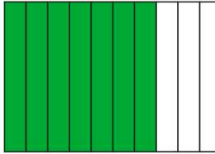


Name _____ Class _____ Date _____

1 $\frac{29}{100} =$ 

A 29
B 0.29
C 0.029
D 2.9

(B)

2 $\frac{7}{10} =$ 

A 7
B .007
C 0.07
D 0.7

(D)

3 $\frac{9}{10} = 0.9$

A true

TRUE

(A)

4 $\frac{38}{100} = 3.8$

A true

true  **false**

(B)

5 

(C)

PREVIEW


Please [Sign In](#) or [Sign Up](#) to download the printable version of this worksheet

7

A true
B false

- B 0.2
C 0.02
D 0.002

(C)


9 $\frac{7}{100} =$ 

A 0.007
B 7
C -0.7
D 0.07

(D)

10 $\frac{4}{100} = 0.4$

A true
B false

True or false? 

(B)