


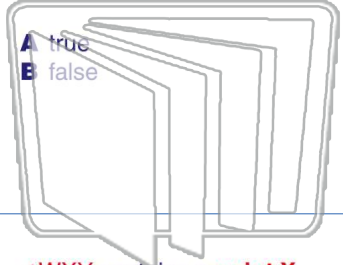


Name \_\_\_\_\_ Class \_\_\_\_\_ Date \_\_\_\_\_

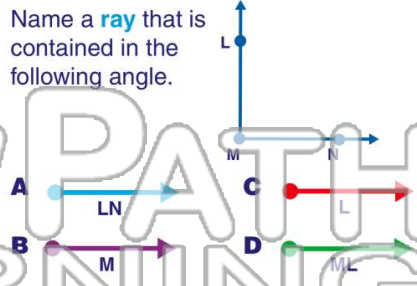
1  $\angle DEF$  contains a  ray **DF**

True or false?

- A true
- B false



2 Name a **ray** that is contained in the following angle.



3  $\angle WXY$  contains a **point X**.

4 Name the **angle**.



5

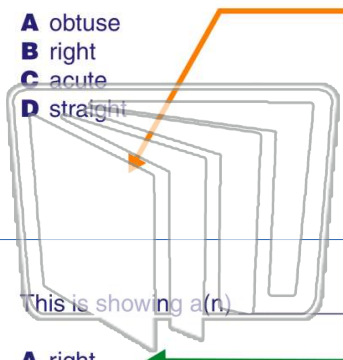


## PREVIEW

Please [Sign In](#) or [Sign Up](#) to download the printable version of this worksheet

7

- A obtuse
- B right
- C acute
- D straight




- A right
- B straight
- C acute
- D obtuse

9

This is showing a(n) **angle**.

- A right
- B straight
- C obtuse
- D acute

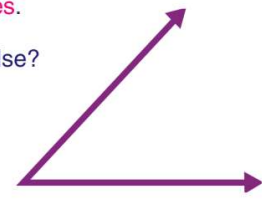


10

An **acute angle** measures **more than 90 degrees**.


True or false?

- A true
- B false



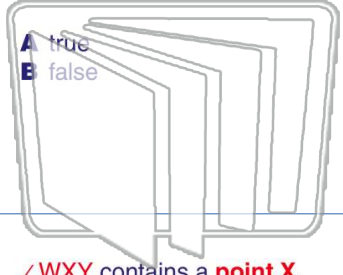


Name \_\_\_\_\_ Class \_\_\_\_\_ Date \_\_\_\_\_

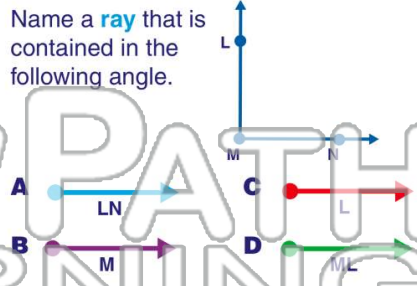
1  $\angle DEF$  contains a  DF

True or false?

- A true
- B false



2 Name a **ray** that is contained in the following angle.



D

3  $\angle WXY$  contains a **point X**.


4 Name the **angle**.



A  $\angle STR$

C

5



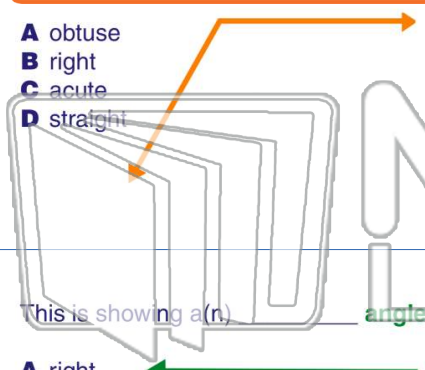
## PREVIEW

Please [Sign In](#) or [Sign Up](#) to download the printable version of this worksheet

A

7

- A obtuse
- B right
- C acute
- D straight




- A right
- B straight
- C obtuse
- D acute

A

9

This is showing a(n) **angle**.



D

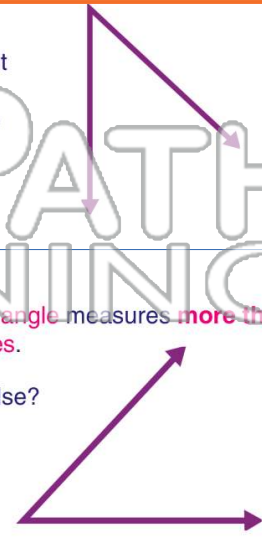
10

- A right
- B straight
- C acute
- D obtuse

An **acute angle** measures **more than** 90 degrees.

True or false?

- A true
- B false



C

B