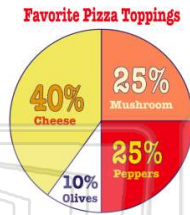




Name \_\_\_\_\_ Class \_\_\_\_\_ Date \_\_\_\_\_

1 What percent of people like **cheese** best?

- A 25%
- B 10%
- C 40%
- D 100%



2 What is the **least** popular topping?

- A Cheese
- B Olives
- C Mushrooms
- D Peppers



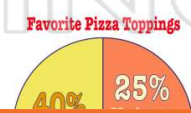
3 Peppers and mushrooms are **equally** popular.

- A true
- B false



4 Which **topping** is the **most** popular?

- A Mushrooms
- B Peppers
- C Olives



5

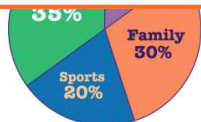


## PREVIEW

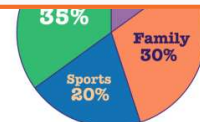
Please [Sign In](#) or [Sign Up](#) to download the printable version of this worksheet

7

- C Sports
- D Piano



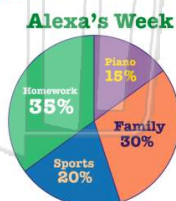
- with her family
- C playing sports
- D playing the piano



9

How much of Alexa's time is spent **playing sports** each week?

- A 15%
- B 20%
- C 30%
- D 35%



10

Alexa spends **more** time with her **family** than practicing the **piano**.

- True or false?
- A true
  - B false






Name \_\_\_\_\_ Class \_\_\_\_\_ Date \_\_\_\_\_

1 What percent of people like **cheese** best?

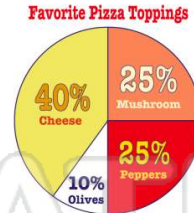
- A 25%
- B 10%
- C 40%
- D 100%



(C)

2 What is the **least** popular topping?

- A Cheese
- B Olives
- C Mushrooms
- D Peppers



(B)

3 Peppers and mushrooms are **equally** popular.

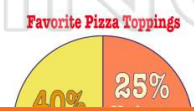
- A true
- B false



(A)

4 Which **topping** is the **most** popular?

- A Mushrooms
- B Peppers
- C Olives



(D)

5



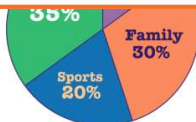
(C)

## PREVIEW

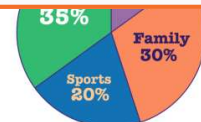
Please [Sign In](#) or [Sign Up](#) to download the printable version of this worksheet

7

- C Sports
- D Piano



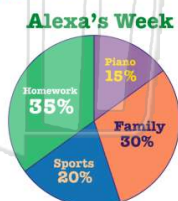
- with her family
- C playing sports
- D playing the piano



(D)

9 How much of Alexa's time is spent **playing sports** each week?

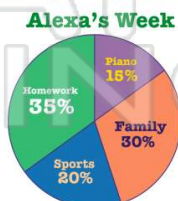
- A 15%
- B 20%
- C 30%
- D 35%



(B)

10 Alexa spends **more** time with her **family** than practicing the **piano**.

- True or false?
- A true
  - B false



(A)