

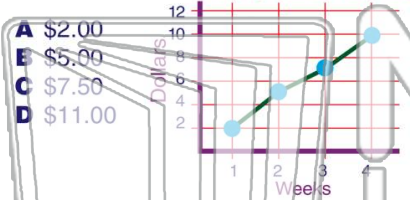


Name _____ Class _____ Date _____

1

How much **money** did Marie save during **week 3**?

Money Marie Saved

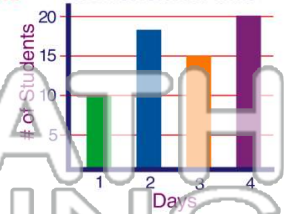


- A \$2.00
- B \$5.00
- C \$7.50
- D \$11.00

2

On what day did **18 students** turn in their homework on time?

Students That Turned in Homework on Time



- A Day 4
- B Day 2
- C Day 3
- D Day 1

3

Who received the **most** votes for class president?



4

On what **day** did Nancy spend **30 minutes** at the library?

Nancy's Time Spent at Library

5



PREVIEW

Please [Sign In](#) or [Sign Up](#) to download the printable version of this worksheet

7

Library	Location	Books
Haynes	Main Street	6,898
Meyers	Beyers Road	12,567
Billings	Patrick Lane	17,063

- A Patrick Lane
- B Beyers Road
- C Readers Row
- D Main Street

10

Whose favorite **after-school** activities does this graph represent?

Number of Bones Eaten Weekly

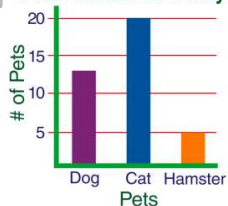


- A Bailey
- B Champ
- C Rusty
- D Puddles

9

How many **hamsters** were purchased in **May**, according to this bar graph?

Pets Purchased in May



- A 15
- B 20
- C 5
- D 10

- A 3rd graders
- B 5th graders
- C 4th graders
- D 2nd graders



4th Graders' Favorite After School Activities

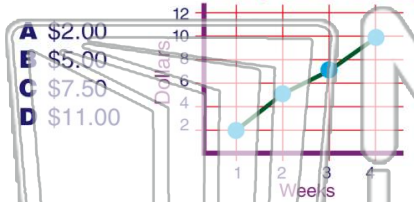


Name _____ Class _____ Date _____

1

How much **money** did Marie save during **week 3**?

Money Marie Saved

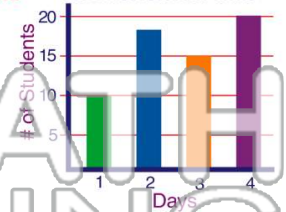


- A \$2.00
- B \$5.00
- C \$7.50
- D \$11.00

2

On what day did **18 students** turn in their homework on time?

Students That Turned in Homework on Time



- A Day 4
- B Day 2
- C Day 3
- D Day 1

3

Who received the **most** votes for class president?



4

On what **day** did Nancy spend **30 minutes** at the library?

Nancy's Time Spent at Library

5



PREVIEW

Please [Sign In](#) or [Sign Up](#) to download the printable version of this worksheet

7

Library	Location	Books
Haynes	Main Street	6,898
Meyers	Beyers Road	12,567
Billings	Patrick Lane	17,063

- A Patrick Lane
- B Beyers Road
- C Readers Row
- D Main Street

B

- A Bailey
- B Champ
- C Rusty
- D Puddles

Number of Bones Eaten Weekly

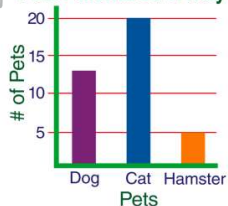


C

9

How many **hamsters** were purchased in **May**, according to this bar graph?

Pets Purchased in May



- A 15
- B 20
- C 5
- D 10

C

10

Whose favorite **after-school** activities does this graph represent?



- A 3rd graders
- B 5th graders
- C 4th graders
- D 2nd graders

C