




Name \_\_\_\_\_ Class \_\_\_\_\_ Date \_\_\_\_\_

1 Determine if the shapes are **congruent**.



- A true
- B false

2 Determine if the shapes are **congruent**.

- A true
- B false



3 Determine if the shapes are **congruent**.



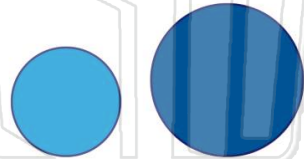
4 Determine if the shapes are **congruent**.



## PREVIEW

Please [Sign In](#) or [Sign Up](#) to download the printable version of this worksheet

9 Determine if the shapes are **congruent**.



- A true
- B false

10 Determine if the shapes are **congruent**.



- A true
- B false



# Congruent Shapes

Math

Name \_\_\_\_\_ Class \_\_\_\_\_ Date \_\_\_\_\_

1 Determine if the shapes are **congruent**.



(A)

A true  
B false

2 Determine if the shapes are **congruent**.

A true  
B false



(A)

3 Determine if the shapes are **congruent**.



(B)

4 Determine if the shapes are **congruent**.



(A)

5



(B)

## PREVIEW

Please [Sign In](#) or [Sign Up](#) to download the printable version of this worksheet

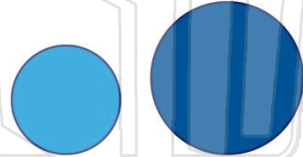
7

(B)

A true  
B false

A true  
B false

9 Determine if the shapes are **congruent**.



(B)

A true  
B false

10 Determine if the shapes are **congruent**.



(B)

A true  
B false