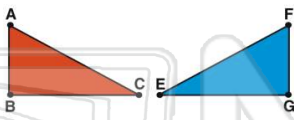




Name _____ Class _____ Date _____

1 The shapes below are **congruent**.
Which parts of the shapes are **corresponding**?

- A $\angle C$ & $\angle F$
- B BC & EF
- C $\angle B$ & $\angle E$
- D AB & FG



2 The shapes below are **congruent**.
Which parts of the shapes are **corresponding**?

- A $\angle M$ & $\angle X$
- B LN & YZ
- C $\angle L$ & $\angle X$
- D ML & ZY



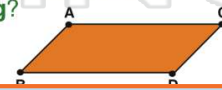
3 The shapes below are **congruent**.
Which parts of the shapes are **corresponding**?

- A \overline{AD} & \overline{NO}



4 The shapes below are **congruent**.
Which parts of the shapes are **corresponding**?

- A $\angle D$ & $\angle T$



5

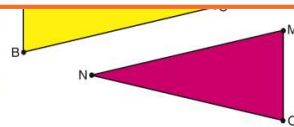


PREVIEW

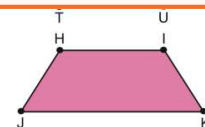
Please [Sign In](#) or [Sign Up](#) to download the printable version of this worksheet

7

- B MO & AB
- C $\angle B$ & $\angle N$
- D \overline{BC} & \overline{MO}



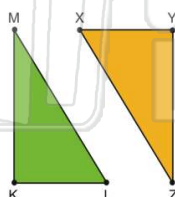
- B $\angle J$ & $\angle T$
- C \overline{IK} & \overline{TU}
- D \overline{JK} & \overline{RS}



9

The shapes below are **congruent**.
Which parts of the shapes are **corresponding**?

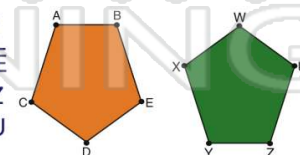
- A $\angle M$ & $\angle Z$
- B \overline{XY} & \overline{MK}
- C $\angle L$ & $\angle Y$
- D \overline{MK} & \overline{XZ}



10

The shapes below are **congruent**.
Which parts of the shapes are **corresponding**?

- A \overline{AC} & \overline{YZ}
- B \overline{XW} & \overline{DE}
- C $\angle E$ & $\angle Z$
- D $\angle B$ & $\angle U$





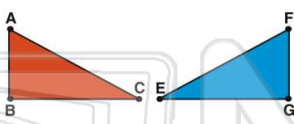
Congruent Shapes

Math

Name _____ Class _____ Date _____

- 1 The shapes below are **congruent**.
Which parts of the shapes are **corresponding**?

- A $\angle C$ & $\angle F$
- B BC & EF
- C $\angle B$ & $\angle E$
- D AB & FG



(D)

- 2 The shapes below are **congruent**.
Which parts of the shapes are **corresponding**?

- A $\angle M$ & $\angle X$
- B LN & YZ
- C $\angle L$ & $\angle X$
- D ML & ZY



(C)

- 3 The shapes below are **congruent**.
Which parts of the shapes are **corresponding**?

- A \overline{AD} & \overline{NO}



(C)

- 4 The shapes below are **congruent**.
Which parts of the shapes are **corresponding**?

- A $\angle D$ & $\angle T$



(A)

5



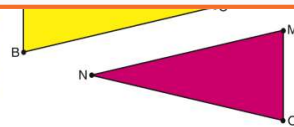
(C)

PREVIEW

Please [Sign In](#) or [Sign Up](#) to download the printable version of this worksheet

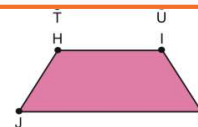
7

- B MO & AB
- C $\angle B$ & $\angle N$
- D \overline{BC} & \overline{MO}



(C)

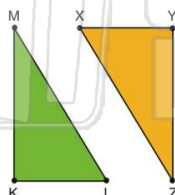
- B $\angle J$ & $\angle T$
- C \overline{IK} & \overline{TU}
- D \overline{JK} & \overline{RS}



(D)

- 9 The shapes below are **congruent**.
Which parts of the shapes are **corresponding**?

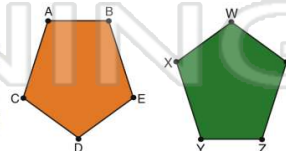
- A $\angle M$ & $\angle Z$
- B \overline{XY} & \overline{MK}
- C $\angle L$ & $\angle Y$
- D \overline{MK} & \overline{XZ}



(A)

- 10 The shapes below are **congruent**.
Which parts of the shapes are **corresponding**?

- A \overline{AC} & \overline{YZ}
- B \overline{XW} & \overline{DE}
- C $\angle E$ & $\angle Z$
- D $\angle B$ & $\angle U$



(B)