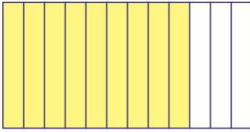





Name _____ Class _____ Date _____

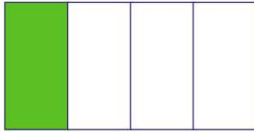
1 True or false?
 $\frac{9}{12} = \frac{3}{4}$



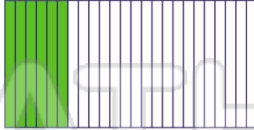
A true
 B false




2 True or false?
 $\frac{1}{4} = \frac{6}{24}$




A true
 B false



3 True or false?
 $\frac{1}{2} = \frac{5}{12}$



4 True or false?
 $\frac{2}{3} = \frac{8}{16}$




PREVIEW

7 Please [Sign In](#) or [Sign Up](#) to download the printable version of this worksheet


A true
 B false



A true
 B false




9 $\frac{6}{12} = \frac{1}{3}$ True or false?



A true
 B false

10 $\frac{9}{10} = \frac{1}{2}$ True or false?



A true
 B false

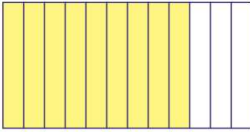


Equivalent Fractions


Math

Name _____ Class _____ Date _____

1 True or false?
 $\frac{9}{12} = \frac{3}{4}$

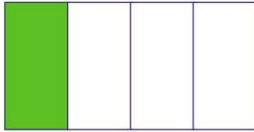


A true
 B false

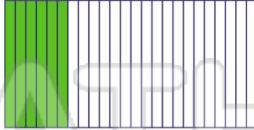


A

2 True or false?
 $\frac{1}{4} = \frac{6}{24}$

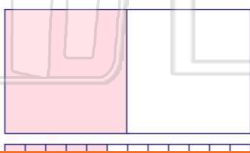


A true
 B false




A

3 True or false?
 $\frac{1}{2} = \frac{5}{12}$



B

4 True or false?
 $\frac{2}{3} = \frac{8}{16}$



B

5



A

PREVIEW

7 Please [Sign In](#) or [Sign Up](#) to download the printable version of this worksheet

B


A true
 B false



A true
 B false




9 $\frac{6}{12} = \frac{1}{3}$ True or false?



A true
 B false

B

10 $\frac{9}{10} = \frac{1}{2}$ True or false?



A true
 B false

B