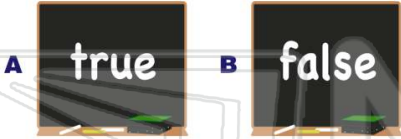




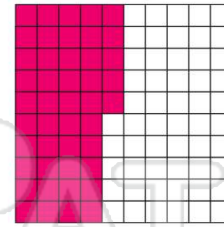
Name _____ Class _____ Date _____

1 Percents can be described as "per hundred," so 15% means .15 or $\frac{15}{100}$.



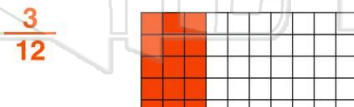
2 Rewrite the fraction as a percent.

$$\frac{45}{100}$$



- A .45
- B .54
- C 45%
- D 54%

3 Rewrite the fraction as a percent.



4 Rewrite the decimal as a percent.



PREVIEW

Please [Sign In](#) or [Sign Up](#) to download the printable version of this worksheet


- A 7%
- B 14%
- C 23%
- D 46%

- B 4.5
- C 7.2
- D 8.55



9 At a school with 289 children, 63% of the children own pets. **Approximately how many children own pets?**

- A 18
- B 104
- C 179
- D 182



10 Calculate the answer.

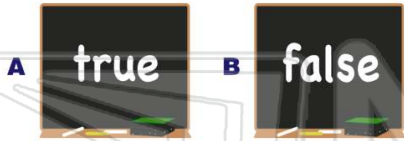
- A 73
- B 75
- C 86
- D 88

$$146\% \text{ of } 50 =$$



Name _____ Class _____ Date _____

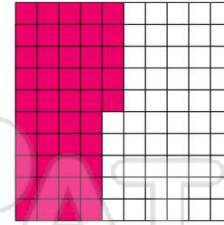
1 Percents can be described as "per hundred," so 15% means .15 or $\frac{15}{100}$.



A

2 Rewrite the fraction as a percent.

$$\frac{45}{100}$$




- A .45
- B .54
- C 45%
- D 54%

C

3 Rewrite the fraction as a percent.

$$\frac{3}{12}$$



D

4 Rewrite the decimal as a percent.

$$0.13$$



C

5



B

PREVIEW

Please [Sign In](#) or [Sign Up](#) to download the printable version of this worksheet

7

- A 7%
- B 14%
- C 23%
- D 46%

- B 4.5
- C 7.2
- D 8.55

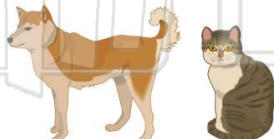


C

9

At a school with 289 children, 63% of the children own pets. **Approximately how many children own pets?**

- A 18
- B 104
- C 179
- D 182



D

10

Calculate the answer.

- A 73
- B 75
- C 86
- D 88

$$146\% \text{ of } 50 =$$

A