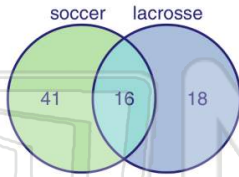




Name \_\_\_\_\_ Class \_\_\_\_\_ Date \_\_\_\_\_

- 1 The **Venn diagram** shows the number of students who play soccer and lacrosse. How many students play **both soccer and lacrosse**?

- A 41
- B 38
- C 16
- D 12



- 2 A survey of **100** people was taken. The number of people who only drive to work is **56**, the number of people who only take a bus is **23**. How many people sometimes take the bus and sometimes drive to work?

- A 79
- B 56
- C 23
- D 21

- 3 According to the **Venn diagram**, how many people like **pepperoni** on their pizza?

- A 25



- 4 According to the Venn diagram, there are **75** students. **Nineteen** students are in only chorus. **Twelve** students are in chorus and band. How many students are in **only band**?

5



## PREVIEW

Please [Sign In](#) or [Sign Up](#) to download the printable version of this worksheet

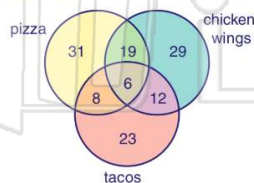
7

- A 11
- B 13
- C 63
- D 76

- A 17
- B 27
- C 45
- D 107

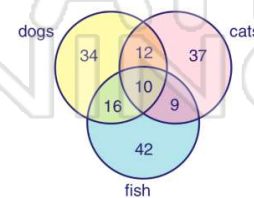
- 9 According to the **Venn diagram** shown, how many people like **pizza and chicken wings**, but **not** tacos?

- A 8
- B 12
- C 19
- D 23



- 10 According to the **Venn diagram** shown, how many people own a **cat**?

- A 37
- B 68
- C 72
- D 77

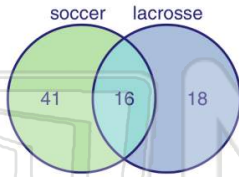




Name \_\_\_\_\_ Class \_\_\_\_\_ Date \_\_\_\_\_

- 1 The **Venn diagram** shows the number of students who play soccer and lacrosse. How many students play **both soccer and lacrosse**?

- A 41
- B 38
- C 16
- D 12



(C)

- 2 A survey of **100** people was taken. The number of people who only drive to work is **56**, the number of people who only take a bus is **23**. How many people sometimes take the bus and sometimes drive to work?

- A 79
- B 56
- C 23
- D 21

(D)

- 3 According to the **Venn diagram**, how many people like **pepperoni** on their pizza?

- A 25



(C)

- 4 According to the Venn diagram, there are **75** students. **Nineteen** students are in only chorus. **Twelve** students are in chorus and band. How many students are in **only band**?

(B)



5 (B)

## PREVIEW

Please [Sign In](#) or [Sign Up](#) to download the printable version of this worksheet

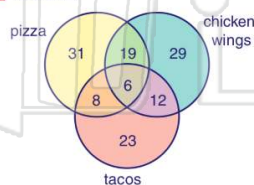
7 (B)

- A 11
- B 13
- C 63
- D 76

- A 17
- B 27
- C 45
- D 107

- 9 According to the **Venn diagram** shown, how many people like **pizza and chicken wings**, but **not** tacos?

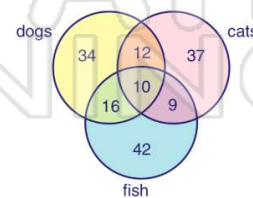
- A 8
- B 12
- C 19
- D 23



(C)

- 10 According to the **Venn diagram** shown, how many people own a **cat**?

- A 37
- B 68
- C 72
- D 77



(B)