



Name _____ Class _____ Date _____

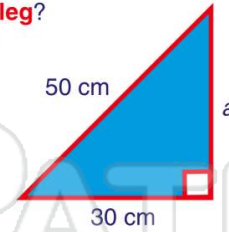
1 What kind of **triangle** is shown in the figure?

- A acute
- B obtuse
- C right
- D isosceles



2 Based on the figure shown, how long is the **missing leg**?
 $a^2 + b^2 = c^2$

- A 9 cm
- B 10 cm
- C 20 cm
- D 40 cm



3 Based on the figure shown, how long is the **hypotenuse**?
 $a^2 + b^2 = c^2$

- A $\sqrt{30}$ ft



4 Based on the figure shown, how long is the **missing leg**?
 $a^2 + b^2 = c^2$

- A $\sqrt{144}$ m



5



PREVIEW

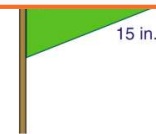
Please [Sign In](#) or [Sign Up](#) to download the printable version of this worksheet

7

$$a^2 + b^2 = c^2$$

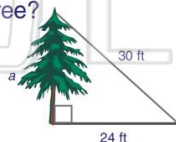
- A 24 cm
- B 25 cm
- C 30 cm
- D 31 cm

- A 8 in.
- B 9 in.
- C 10 in.
- D 11 in.



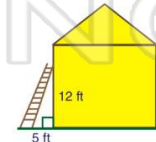
9 According to the figure shown, a tree casts a shadow on the ground that is **24 feet** long. The distance from the end of the shadow to the top of the tree is **30 feet**. How tall is the tree?
 $a^2 + b^2 = c^2$

- A 17 ft
- B 18 ft
- C 21 ft
- D 22 ft



10 A ladder leans against a house as shown. It is **5 feet** away from the house. The ladder reaches the house **12 feet** from the ground. What is the length of the **ladder**?
 $a^2 + b^2 = c^2$

- A 17 ft
- B 15 ft
- C 14 ft
- D 13 ft





The Pythagorean Theorem

Math

Name _____ Class _____ Date _____

1 What kind of **triangle** is shown in the figure?

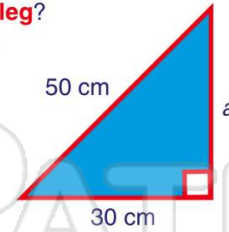
- A acute
- B obtuse
- C right
- D isosceles



(C)

2 Based on the figure shown, how long is the **missing leg**?
 $a^2 + b^2 = c^2$

- A 9 cm
- B 10 cm
- C 20 cm
- D 40 cm



(D)

3 Based on the figure shown, how long is the **hypotenuse**?
 $a^2 + b^2 = c^2$

- A $\sqrt{30}$ ft



(C)

4 Based on the figure shown, how long is the **missing leg**?
 $a^2 + b^2 = c^2$

- A $\sqrt{144}$ m



(D)

5



(C)

PREVIEW

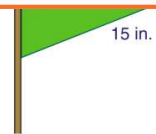
Please [Sign In](#) or [Sign Up](#) to download the printable version of this worksheet

7

$$a^2 + b^2 = c^2$$

- A 24 cm
- B 25 cm
- C 30 cm
- D 31 cm

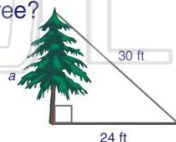
- A 8 in.
- B 9 in.
- C 10 in.
- D 11 in.



(B)

9 According to the figure shown, a tree casts a shadow on the ground that is **24 feet** long. The distance from the end of the shadow to the top of the tree is **30 feet**. How tall is the tree?
 $a^2 + b^2 = c^2$

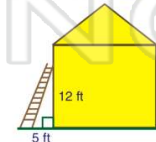
- A 17 ft
- B 18 ft
- C 21 ft
- D 22 ft



(B)

10 A ladder leans against a house as shown. It is **5 feet** away from the house. The ladder reaches the house **12 feet** from the ground. What is the length of the **ladder**?
 $a^2 + b^2 = c^2$

- A 17 ft
- B 15 ft
- C 14 ft
- D 13 ft



(D)