



Name _____ Class _____ Date _____

1 What is the **percent increase** from **84** to **99**?

- A 15%
- B 16%
- C 17%
- D 18%

2 What is the **percent decrease** from **126** to **84**?

- A 33%
- B 43%
- C 57%
- D 66%

3 Tyrone bought a car for **\$25,000**. After 2 years, it was worth **\$21,500**. What is the **percent of decrease**?

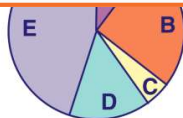
4 The amount of rain that fell in **August** was **11 in.** The amount of rain that fell in **September** was **14 in.** What is the **percent of increase**?



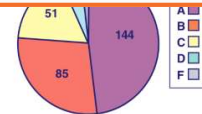
PREVIEW

7 Please [Sign In](#) or [Sign Up](#) to download the printable version of this worksheet

- C Part C
- D Part D



- B 20%
- C 17%
- D 11%



9 What **percent** of the figure shown is **not** shaded?

- A 30%
- B 40%
- C 50%
- D 60%



10 What **percent** of the figure is **not** shaded?

- A 30%
- B 37.5%
- C 50%
- D 62.5%





Name _____ Class _____ Date _____

1 What is the **percent increase** from **84** to **99**?

- A 15%
- B 16%
- C 17%
- D 18%

(D)

2 What is the **percent decrease** from **126** to **84**?

- A 33%
- B 43%
- C 57%
- D 66%

(A)

3 Tyrone bought a car for **\$25,000**. After 2 years, it was worth **\$21,500**. What is the **percent of decrease**?

(D)

4 The amount of rain that fell in **August** was **11 in.** The amount of rain that fell in **September** was **14 in.** What is the **percent of increase**?

(C)

5



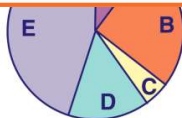
(A)

PREVIEW

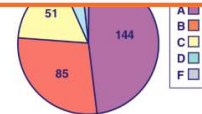
Please [Sign In](#) or [Sign Up](#) to download the printable version of this worksheet

7

- C Part C
- D Part D



- B 20%
- C 17%
- D 11%



(C)

9 What **percent** of the figure shown is **not** shaded?

- A 30%
- B 40%
- C 50%
- D 60%



(B)

10 What **percent** of the figure is **not** shaded?

- A 30%
- B 37.5%
- C 50%
- D 62.5%



(D)