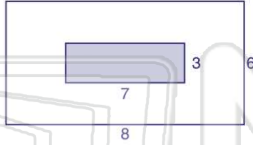




Name _____ Class _____ Date _____

1 According to the figure shown, approximately what **percent** of the figure is **shaded**?

- A 21%
- B 44%
- C 48%
- D 66%



2 According to the circle graph, approximately what **percent** of books in the library are **nonfiction**?

- A 29%
- B 35%
- C 45%
- D 160%



3 What **number** is **54%** of **125**?

- A 6.75
- B 67.5
- C 68.75

4 What **number** is **175%** of **113**?

- A 19.775
- B 28.25
- C 169.5

5



PREVIEW

Please [Sign In](#) or [Sign Up](#) to download the printable version of this worksheet

7

D 72

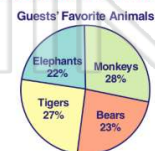
D 264

9 **Sixteen percent** of people surveyed said they spend over \$2,000 on holiday presents. **If 12 people spend over \$2,000, how many people were surveyed?**

- A 14
- B 63
- C 75
- D 192

10 According to the circle graph, **33** guests or **22%** of all the guests, like the elephant the most at the zoo. **How many guests liked the monkeys?**

- A 42
- B 43
- C 44
- D 150

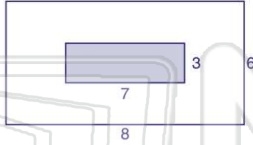




Name _____ Class _____ Date _____

1 According to the figure shown, approximately what **percent** of the figure is **shaded**?

- A 21%
- B 44%
- C 48%
- D 66%



(B)

2 According to the circle graph, approximately what **percent** of books in the library are **nonfiction**?

- A 29%
- B 35%
- C 45%
- D 160%



(C)

3 What **number** is **54%** of **125**?

- A 6.75
- B 67.5
- C 68.75

(B)

4 What **number** is **175%** of **113**?

- A 19.775
- B 28.25
- C 169.5

(D)

5



(B)

PREVIEW

Please [Sign In](#) or [Sign Up](#) to download the printable version of this worksheet

7

(B)

D 72

D 264

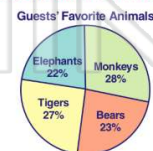
9 **Sixteen percent** of people surveyed said they spend over \$2,000 on holiday presents. **If 12 people spend over \$2,000, how many people were surveyed?**

- A 14
- B 63
- C 75
- D 192

(C)

10 According to the circle graph, **33** guests or **22%** of all the guests, like the elephant the most at the zoo. **How many guests liked the monkeys?**

- A 42
- B 43
- C 44
- D 150



(A)