

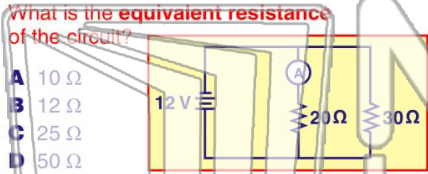


Name _____ Class _____ Date _____

1 A 20-ohm resistor and a 30-ohm resistor are connected in parallel to a 12-volt battery as shown. An ammeter is connected as shown.

What is the equivalent resistance of the circuit?

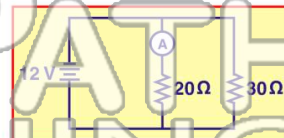
- A 10 Ω
- B 12 Ω
- C 25 Ω
- D 50 Ω



2 A 20-ohm resistor and a 30-ohm resistor are connected in parallel to a 12-volt battery as shown. An ammeter is connected as shown.

What is the current reading of the ammeter?

- A 1.0 A
- B 0.60 A
- C 0.40 A
- D 0.20 A



3 A 20-ohm resistor and a 30-ohm resistor are connected in parallel to a 12-volt battery as shown. An ammeter is connected as shown.

4 Which physical quantity is correctly paired with its unit?

A power and watt-seconds



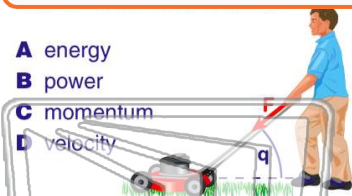
5

PREVIEW

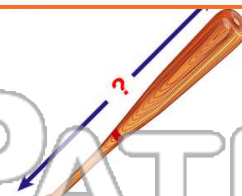
Please [Sign In](#) or [Sign Up](#) to download the printable version of this worksheet

7

- A energy
- B power
- C momentum
- D velocity



- A 10^{-1} m
- B 10^0 m
- C 10^1 m
- D 10^2 m



9 A joule is equivalent to a

- A $N \cdot m$
- B $N \cdot s$
- C N/m
- D N/s



10 The weight of a chicken egg is most nearly equal to

- A 10^{-3} N
- B 10^{-2} N
- C 10^0 N
- D 10^2 N



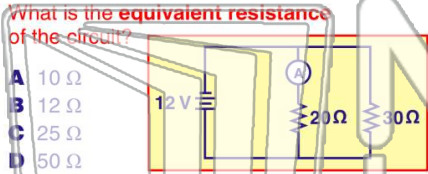


Name _____ Class _____ Date _____

1 A 20-ohm resistor and a 30-ohm resistor are connected in parallel to a 12-volt battery as shown. An ammeter is connected as shown.

What is the equivalent resistance of the circuit?

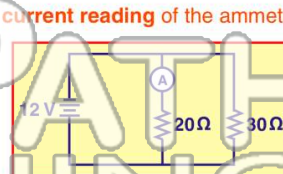
- A 10 Ω
- B 12 Ω
- C 25 Ω
- D 50 Ω



2 A 20-ohm resistor and a 30-ohm resistor are connected in parallel to a 12-volt battery as shown. An ammeter is connected as shown.

What is the current reading of the ammeter?

- A 1.0 A
- B 0.60 A
- C 0.40 A
- D 0.20 A



3 A 20-ohm resistor and a 30-ohm resistor are connected in parallel to a 12-volt battery as shown. An ammeter is connected as shown.

4 Which physical quantity is correctly paired with its unit?

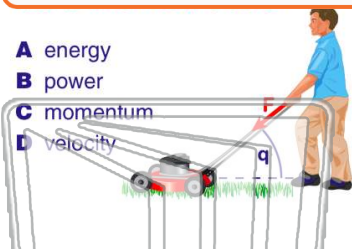
A power and wattseconds

PREVIEW

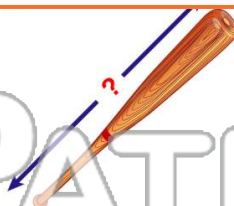
Please [Sign In](#) or [Sign Up](#) to download the printable version of this worksheet

5

- A energy
- B power
- C momentum
- D velocity



- A 10^{-1} m
- B 10^0 m
- C 10^1 m
- D 10^2 m



9 A joule is equivalent to a

- A $N \cdot m$
- B $N \cdot s$
- C N/m
- D N/s



10 The weight of a chicken egg is most nearly equal to

- A 10^{-3} N
- B 10^{-2} N
- C 10^0 N
- D 10^2 N

