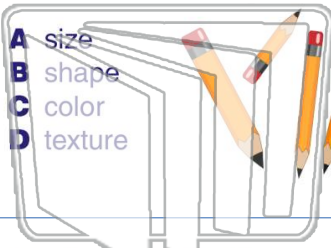




Name _____ Class _____ Date _____

1 How **large or small** an object is describes its _____.



- A size
- B shape
- C color
- D texture

2 The red box is **different** from the green box. The **green box** is **smaller**. The **red box** is _____.

- A a different shape
- B larger
- C smaller
- D less



3 How **heavy or light** an object is describes an object's _____.

4 Which object **weighs the most**?

- A a car



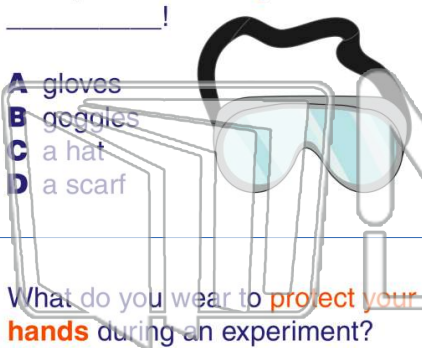
5



PREVIEW

Please [Sign In](#) or [Sign Up](#) to download the printable version of this worksheet

7



- A gloves
- B goggles
- C a hat
- D a scarf

9 What do you wear to **protect your hands** during an experiment?

- A an apron
- B goggles
- C gloves
- D shoes



10

_____ anything.

- A taste
- B touch
- C look at
- D listen for



What should you do when you **finish an experiment**?

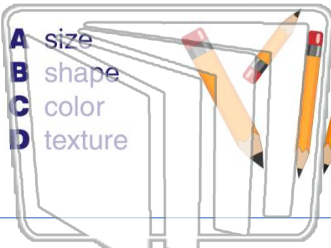
- A throw things on the floor
- B read the directions
- C talk loudly
- D wash your hands





Name _____ Class _____ Date _____

1 How **large or small** an object is describes its _____.



- A size
- B shape
- C color
- D texture

2 The red box is **different** from the green box. The **green box** is **smaller**. The **red box** is _____.



- A a different shape
- B larger
- C smaller
- D less

3 How **heavy or light** an object is describes an object's _____.

4 Which object **weighs the most**?



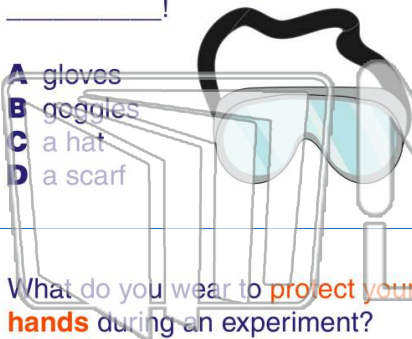
- A a car



PREVIEW

Please [Sign In](#) or [Sign Up](#) to download the printable version of this worksheet

7 _____ anything.



- A gloves
- B goggles
- C a hat
- D a scarf

- A taste
- B touch
- C look at
- D listen for



9 What do you wear to **protect your hands** during an experiment?

10 What should you do when you **finish an experiment**?

- A an apron
- B goggles
- C gloves
- D shoes



- A throw things on the floor
- B read the directions
- C talk loudly
- D wash your hands

