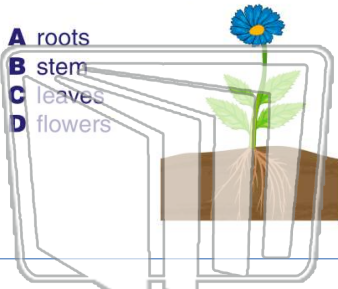




Name _____ Class _____ Date _____

1 In what part of a plant are **seeds** made?

- A roots
- B stem
- C leaves
- D flowers



2 The _____ is the **female part** of the flower that **produces an egg cell**.

- A stamen
- B pistil
- C sepal
- D stigma



3 _____ **cover a developing flower bud** in order to protect the bud while it grows.

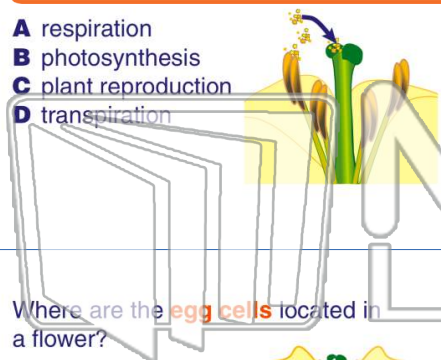
4 Why do flowers have **brightly colored petals**?



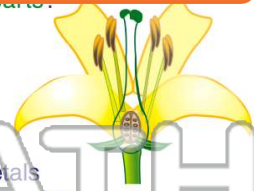
PREVIEW

Please [Sign In](#) or [Sign Up](#) to download the printable version of this worksheet

- A respiration
- B photosynthesis
- C plant reproduction
- D transpiration



- of which flower parts:
- A anther and filament
 - B stigma, style, and ovary
 - C sepals and petals
 - D petals, anther, and filament




9 Where are the **egg cells** located in a flower?

- A protected in sepals
- B on top of the style
- C on the anther
- D bottom of the pistil



10 Pollen must land on the _____ at the **tip of the style** in order to form a pollen tube in the pistil.

- A stigma
- B sepal
- C ovary
- D anther

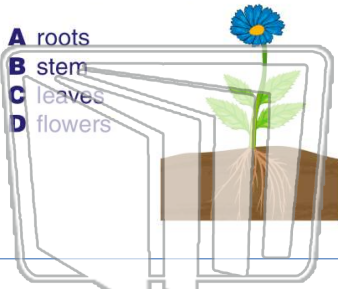




Name _____ Class _____ Date _____

1 In what part of a plant are **seeds** made?

- A roots
- B stem
- C leaves
- D flowers



2 The _____ is the **female part** of the flower that **produces an egg cell**.

- A stamen
- B pistil
- C sepal
- D stigma



3 _____ **cover a developing flower bud** in order to protect the bud while it grows.

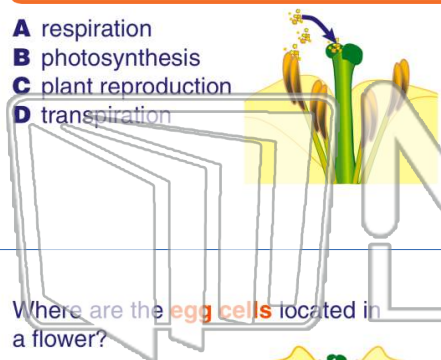
4 Why do flowers have **brightly colored petals**?




PREVIEW

Please [Sign In](#) or [Sign Up](#) to download the printable version of this worksheet

- A respiration
- B photosynthesis
- C plant reproduction
- D transpiration



- A anther and filament
- B stigma, style, and ovary
- C sepals and petals
- D petals, anther, and filament



9 Where are the **egg cells** located in a flower?

- A protected in sepals
- B on top of the style
- C on the anther
- D bottom of the pistil



10 Pollen must land on the _____ at the **tip of the style** in order to form a pollen tube in the pistil.

- A stigma
- B sepal
- C ovary
- D anther

