

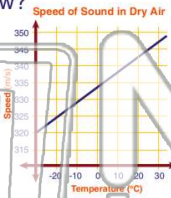


Name _____ Class _____ Date _____

1

What correct **conclusion** can be made based on the **graph** below?

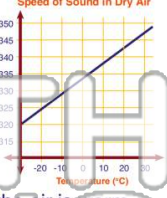
- A sound travels faster in dry air
- B sound travels faster in cold air
- C sound travels faster in moist air
- D sound travels faster in warm air



2

What is **one possible reason** for the data shown in the **graph** below?

- A warm air is less dense than cold air
- B cold air is less dense than warm air
- C warm and cold air have the same densities
- D it is always windier when the air is warm



3

The diagram below shows sound waves **entering** a **classroom**. In order for the sound waves to **spread out** in this

4

Using the chart below, determine through which of these **substances** sound travels the **fastest**.

Speed of Sound



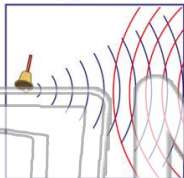
5

PREVIEW

Please [Sign In](#) or [Sign Up](#) to download the printable version of this worksheet

7

- A there is less sound
- B sound waves interfere with each other
- C sound waves move faster
- D frequencies have gone up

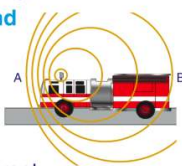


sound **cannot** be heard. What is the explanation for this?

- A sound needs a medium to travel through
- B sound requires oxygen
- C sound is not loud enough
- D sound requires moisture

9

In the picture below, a fire truck with its **siren** on is **moving** to a fire. Why does the siren **sound different** at point A than at point B?



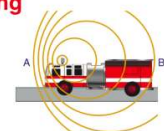
- A the effect of gravity
- B the Doppler effect
- C temperatures are different
- D humidity levels are different

10

The **Doppler effect** causes a siren sound from a fire truck to sound different at points A and B. The siren always **sounds the same** for the firefighters **on the truck** because they are **moving faster** than the source of the sound.

True or false?

- A true
- B false



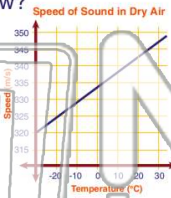


Name _____ Class _____ Date _____

1

What correct **conclusion** can be made based on the **graph** below?

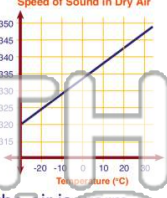
- A sound travels faster in dry air
- B sound travels faster in cold air
- C sound travels faster in moist air
- D sound travels faster in warm air



2

What is **one possible reason** for the data shown in the **graph** below?

- A warm air is less dense than cold air
- B cold air is less dense than warm air
- C warm and cold air have the same densities
- D it is always windier when the air is warm



3

The diagram below shows sound waves **entering** a **classroom**. In order for the sound waves to **spread out** in this

4

Using the chart below, determine through which of these **substances** sound travels the **fastest**.

Speed of Sound



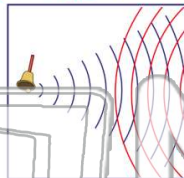
5

PREVIEW

Please [Sign In](#) or [Sign Up](#) to download the printable version of this worksheet

7

- A there is less sound
- B sound waves interfere with each other
- C sound waves move faster
- D frequencies have gone up

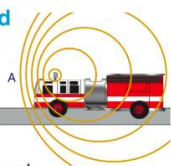


sound **cannot** be heard. What is the explanation for this?

- A sound needs a medium to travel through
- B sound requires oxygen
- C sound is not loud enough
- D sound requires moisture

9

In the picture below, a fire truck with its **siren** on is **moving** to a fire. Why does the siren **sound different** at point A than at point B?



- A the effect of gravity
- B the Doppler effect
- C temperatures are different
- D humidity levels are different

10

The **Doppler effect** causes a siren sound from a fire truck to sound different at points A and B. The siren always **sounds the same** for the firefighters **on the truck** because they are **moving faster** than the source of the sound.

True or false?

- A true
- B false

