



Name _____ Class _____ Date _____

1 What is the **function** of **saliva**?

- A It breaks down foods mechanically.
- B It assembles many different foods.
- C It directs foods to the cells.
- D It breaks down foods chemically.



2 Where does **digestion begin**?

- A stomach
- B small intestine
- C mouth
- D esophagus



NEW PATH LEARNING

3 What is the **function** of the **epiglottis**?

- A to direct food into the esophagus
- B to direct food away from the

4 What is the **process** of smooth muscle **contracting** in a **wavelike motion** forcing food to move down the

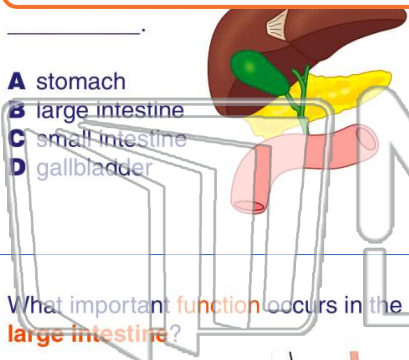


PREVIEW

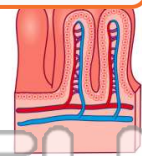
Please [Sign In](#) or [Sign Up](#) to download the printable version of this worksheet

7

- A stomach
- B large intestine
- C small intestine
- D gallbladder



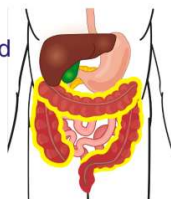
- A secrete digestive juices
- B absorb nutrients into the blood
- C line the walls preventing damage to other structures
- D make digestive juices



NEW PATH LEARNING

9 What important **function** occurs in the **large intestine**?

- A nutrients are absorbed
- B food is churned
- C waste is solidified
- D bacteria break down foods



10 What structure **solidifies** the waste that is about to leave the body?

- A large intestine
- B anus
- C rectum
- D small intestine

